



Outperform every day.™

Project:
Item Number:
Quantity:

REFRIGERATED DISPLAY CASES



Drop-in Case



Curved Case



Self-Serve Curved Case



Cubed Case

DESCRIPTION

Vollrath's self-contained Refrigerated Display Cases keep chilled food refrigerated while it is displayed for sale. Drop-in cases have sliding operator-side doors for easy access for selling, refilling, changing displays and end-of-day cleaning. Countertop cases are available with customer and operator-side access or operator-side-only access. Display cases are not intended for overnight storage of perishable food.

CLEARANCE AND VENTILATION REQUIREMENTS

- Drop-in cases require a minimum of 4" (10.2 cm) of non-combustible countertop to support the unit and a minimum of 6" (15.2 cm) clearance on all sides of the drop-in for proper air circulation.
- Countertop cases require a minimum of 4" (10.2 cm) between the equipment and any surrounding walls. Surrounding walls must be made of non-combustible materials.
- Drop-in case requires a minimum of 80 square inches for fresh air intake and a minimum of 80 square inches for exhaust. See back page for details.

Agency Listings



Due to continued product improvement, please consult www.vollrath.com for current product specifications.

ITEMS

Item No.	Model No.	Description
40842	RDE7136	Drop-in Case, 36"
40843	RDE7148	Drop-in Case, 48"
40844	RDE7160	Drop-in Case, 60"
40852	RDE8136	Countertop Curved Case, 36"
40853	RDE8148	Countertop Curved Case, 48"
40854	RDE8160	Countertop Curved Case, 60"
40862	RDE8236	Countertop Cubed Case, 36"
40863	RDE8248	Countertop Cubed Case, 48"
40864	RDE8260	Countertop Cubed Case, 60"
40880	RDE8336	Self-Serve Curved Case, 36"
40881	RDE8348	Self-Serve Curved Case, 48"
40882	RDE8360	Self-Serve Curved Case, 60"
40886	RDE8436	Self-Serve Cubed Case, 36"
40887	RDE8448	Self-Serve Cubed Case, 48"
40889	RDE8460	Self-Serve Cubed Case, 60"

FEATURES

- Inside lighting strips located both at the top of the case and underneath the upper shelf create optimum food display throughout cabinet
- Self-contained refrigeration system
- Dual fans circulate air throughout the case to ensure even temperature control
- Case defrost mode
- Countertop cases with only operator-side access have a glass heater feature. Not available on drop-in cases or cases with customer-side (self serve) access.
- Double-glazed front glass gives added strength and insulation
- Drop-in and curved cases have two shelves. The cubed case has 3 shelves
- Lift-and-remove rear sliding doors for easy display changes and end of day cleaning
- Drop-in cases can also be used as freestanding countertop units
- 32° - 68°F (0° - 20°C) temperature range
- 6 ft. (1.8 m) cord
- Note: these items must ship by truck

WARRANTY

All models shown come with Vollrath's standard warranty against defects in materials and workmanship. Three years on the compressor. For full warranty details, please refer to www.Vollrath.com.

Approvals	Date



Outperform every day.™

www.vollrath.com

The Vollrath Company, L.L.C.

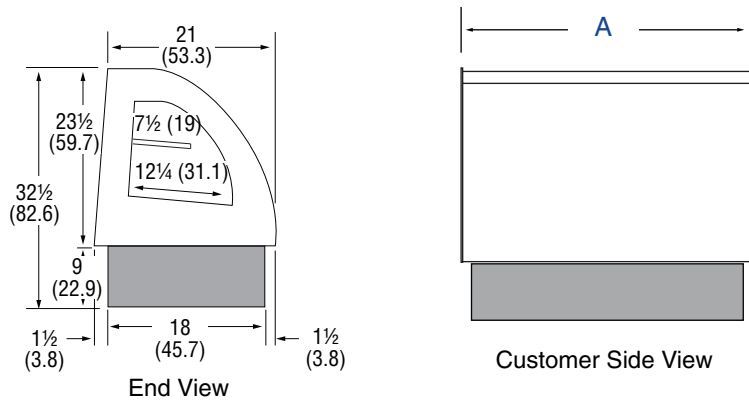
1236 North 18th Street
Sheboygan, WI 53081-3201 U.S.A.
Main Tel: 800.624.2051 or 920.457.4851
Main Fax: 800.752.5620 or 920.459.6573
Customer Service: 800.628.0830
Canada Customer Service: 800.695.8560

Technical Services
techservicereps@vollrathco.com
Induction Products: 800.825.6036
Countertop Warming Products: 800.354.1970
All Other Products: 800.628.0832

REFRIGERATED DISPLAY CASES

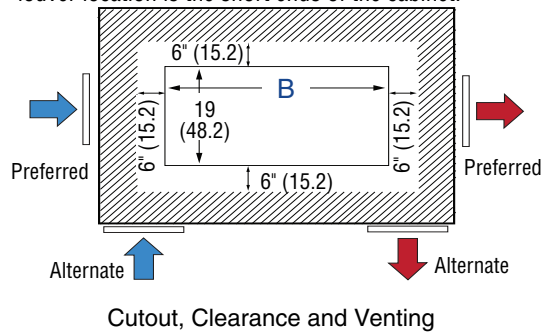
DIMENSIONS (Shown in inches (cm))

Drop-in Display Cases

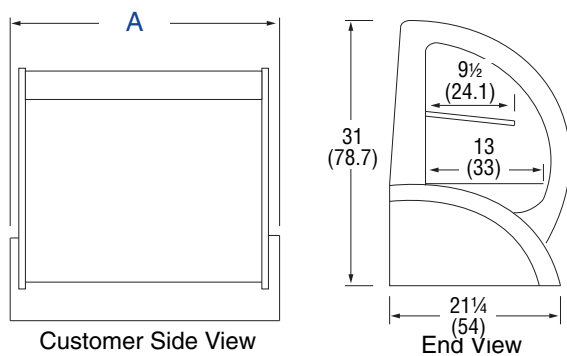


Drop-in Venting Requirements

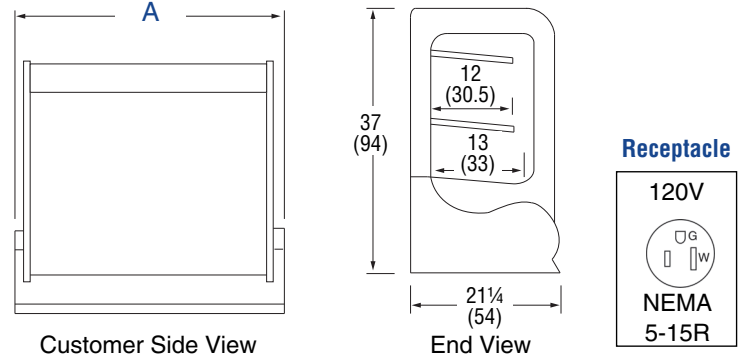
Customer supplied louvers must be installed in surrounding cabinet to ensure adequate ventilation. One intake and one discharge louver are required. Preferred louver location is the short ends of the cabinet.



Curved Display Cases



Cubed Display Cases



SPECIFICATIONS

Item No.	Description	(A) Width	(B) Cutout Width	Volts	Amps	HP	Hertz	Weight lb (kg)	Plug	Item No.	Description	(A) Width	Volts	Amps	HP	Hertz	Weight lb (kg)	Plug			
40842	Drop-in	36 (91.4)	34 (86.3)	120	3.4	1/5	60	210 (95.3)	NEMA 5-15P	40880	Self-Serve Curved	35 3/8 (89.9)	120	4.2	1/4	60	190 (86.2)	NEMA 5-15P			
40843		48 (121.9)	45 (114.3)		4.2	1/4		250 (113.4)		40881		47 1/4 (120)		7.4	1/3		235 (106.6)				
40844		60 (152)	58 (147.3)		4.4	1/4		274 (124.3)		40882		59 (149.9)		8.1	1/3		271 (122.9)				
40852	Countertop Curved	35 5/16 (90)	-	120	3.6	1/5	60	190 (86.2)	NEMA 5-15P	40886	Self-Serve Cubed	35 3/8 (89.9)	120	4.3	1/4	60	230 (104.3)	NEMA 5-15P			
40853		47 1/4 (120)			4.6	1/4		235 (106.6)		40887		47 1/4 (120)		7.6	1/3		281 (127.5)				
40854		59 (149.9)			4.9	1/3		271 (122.9)		40889		59 (149.9)		8.2	1/3		322 (146)				
40862	Countertop Cubed	35 3/8 (89.9)	-	120	3.9	1/4	60	230 (104.3)	NEMA 5-15P												
40863		47 1/4 (120)			5.0	1/3		281 (127.5)													
40864		59 (149.9)			6.0	1/3		322 (146)													



Outperform every day.™

www.vollrath.com

The Vollrath Company, L.L.C.

1236 North 18th Street
 Sheboygan, WI 53081-3201 U.S.A.
 Main Tel: 800.624.2051 or 920.457.4851
 Main Fax: 800.752.5620 or 920.459.6573
 Customer Service: 800.628.0830
 Canada Customer Service: 800.695.8560

Technical Services
 techservicereps@vollrathco.com
 Induction Products: 800.825.6036
 Countertop Warming Products: 800.354.1970
 All Other Products: 800.628.0832