

Countertop Display Refrigerator

Features

1 Anti-Fog Self Closing Door

Fully insulated glass doors while providing clear visibility of products inside also helps keep energy costs down by not allowing as much cold air to escape the unit while opening.

Self Closing Door Locks

Door comes with a mounted lock with keys.

3 Adjustable Interior Shelves

The interior shelves sit in mounting slots. Allowing accommodation for different sized products with shelf by shelf height adjustments.

4 Feet

Interior Bulb Lighting

Mechanical Temperature Controls

2 Year Parts and Labor Warranty

5 Year Compressor Warranty



BRM-1.84

Models	Doors	#of Shelves	Compressor (HP)	Voltage (V/Hz)	Gross Weight	Exterior Dims (ins)
BRM-1.84	1	3	1/10	115/60	55lbs	16.5" x 18" x 31.25"

Technical Data

Plan View

Dimensions

Exterior Dimensions (Inches)	16.5" x 18" x 31.25"
Interior Dimensions (Inches)	13" x 10.6" x 19.7"
Packaging Dimensions (Inches)	19.8" x 20.8" x 33.1"
Net Volume (cu. ft.)	1.84 cu. ft.
Net Weight	50.6 lbs
Gross Weight	55 lbs

Construction

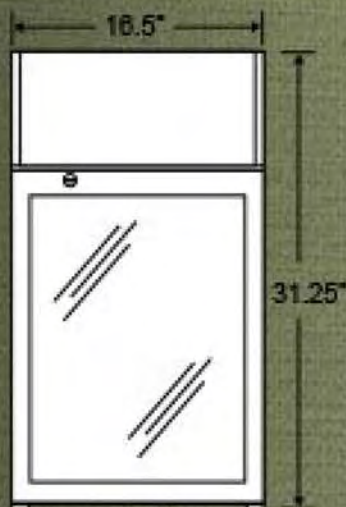
Exterior Material	Painted steel
Liner Material	ABS
Door/Lid Material	Glass Door
Insulation Material	Cyclopentane
# of Doors	1
Self Closing Door	Yes
Lock Mounted	Yes
# of Shelves	3
Feet	4
Lighting	Bulb
Shelf Material	Plastic coated steel
Shelf Load Capacity	13.2 lbs

Cooling

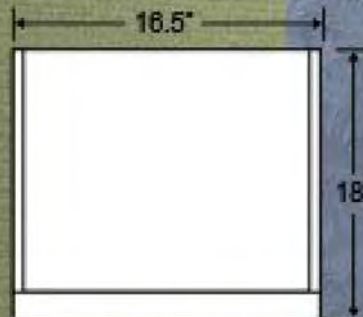
Temperature Range	35° - 45° F
Refrigerant	R600a
Maximum Ambient Temperature Rating	
Defrosting	Automatic
Temperature Display	No
Temperature Controller	Mechanical
Cooling System	Cold Wall
Compressor H/P	1/10
Climate Rating (F)	90

Electrical

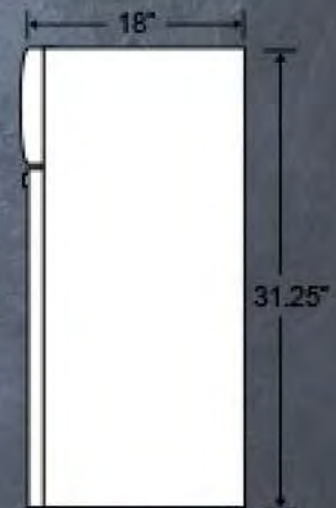
Voltage (v/Hz)	115/60
Connection Rating Amps	1.6
Plug Type	5-15p



Front View



Top View



Side View



NEMA 5-15

