

# DESIGNER LINE SANDWICH UNIT

**Model: D72N30M-D**

Natural Refrigerant R-290 Model

*Designer Line*

## 72" Mighty Top Sandwich Unit Refrigerator with Drawers - 30 Pans

Stainless steel front, top and end panels and interior.



### Options and Accessories

(upcharge and lead times may apply)

Stainless steel back	Rear-mounted cutting board
Overshelves (single or double)	Composite cutting board
Drawer locks	Flat insulated night cover
Crumb catcher	Vision panel lid
Casters	Modified pan openings

Consult factory for other model configurations, options and accessories.

Project Name:

Model Specified:

Location:

Item No:

Quantity:

AIA #:

SIS #:

### Standard Model Features

#### REFRIGERATION SYSTEM

Performance-rated refrigeration system

Natural, environmentally-safe,  
high-efficiency R-290 refrigerant<sup>1</sup>

Unique air flow distribution allows  
pan product to maintain 33° - 41°F

Automatic, hot gas condensate evaporator

Non-corrosive, plasticized fin evaporator coil

Easily serviceable, back mounted compressor

Expansion valve system

#### CABINET ARCHITECTURE

2" non-CFC polyurethane foam insulation

Smooth, polished chrome drawer handles

Stainless steel roll-out drawers

Magnetic snap-in drawer gaskets

8" deep, full length nylon cutting board

Insulated lids

Completely enclosed, vented and removable case back

6" adjustable stainless steel legs

#### MODEL FEATURES

(30) 1/6 size recessed pans, 4" deep

Removable interior tub below pans

Electronic controller w/digital display & hi-low alarm

<sup>1</sup> R-290 refrigerant meets all federal and state regulatory requirements.

**Continental**  
Refrigerator

Toll-Free: 800-523-7138  
Phone: 215-244-1400  
Fax: 215-244-9579

539 Dunksferry Road  
Bensalem, PA 19020  
[www.continentalrefrigerator.com](http://www.continentalrefrigerator.com)

APPROVAL:

## Model Specifications

### DIMENSIONAL DATA

Net Capacity (cu. ft.)	20.6 (583 cu l)
1/6 Size Pans (4" deep)	30
Width, Overall (in.)	72 (1829 mm)
Depth, Overall (in.) (incl. bumpers)	35 (890 mm)
Depth, Cutting Board (in.)	8 (203 mm)
Height, Overall (in.) (incl. 6" legs)	43 1/4 (1099 mm)
No. of Drawers	6

### REFRIGERANT DATA

Condensing Unit Size (H.P.)	1/3+
Capacity (BTU/Hr)*	2560

### ELECTRICAL DATA

Voltage (int'l)	115/60/1 (220/50/1)
Total Amps (int'l)	6.1 (4.7)
10 ft. Cord/Plug [attached] (int'l)	Yes (No)

### SHIPPING DATA

Weight (lbs.)	420 (191 kg)
Height - Crated (in.)	43 1/4 (1099 mm)
Width - Crated (in.)	80 (2032 mm)
Depth - Crated (in.)	37 1/4 (946 mm)

### DRAWER PAN CONFIGURATIONS

**Two Tier:** (1) 1/2 size x 6 & (1) 1/3 x 6 pan per drawer

\* Rating @ +25°F evaporator, 90°F ambient

Figures in parentheses reflect metric equivalents rounded to the nearest whole unit.



Equipped with one NEMA-5-15P Plug  
(varies by country)

**Continental**  
Refrigerator

Toll-Free: 800-523-7138  
Phone: 215-244-1400  
Fax: 215-244-9579

539 Dunkserry Road  
Bensalem, PA 19020  
[www.continentalrefrigerator.com](http://www.continentalrefrigerator.com)

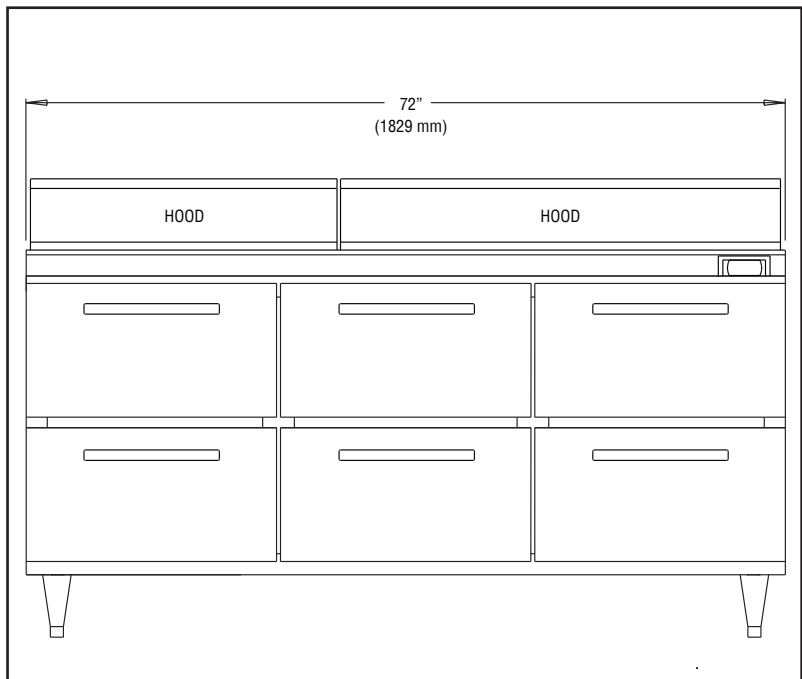
Due to our continued efforts in developing innovative products, specifications subject to change without notice.



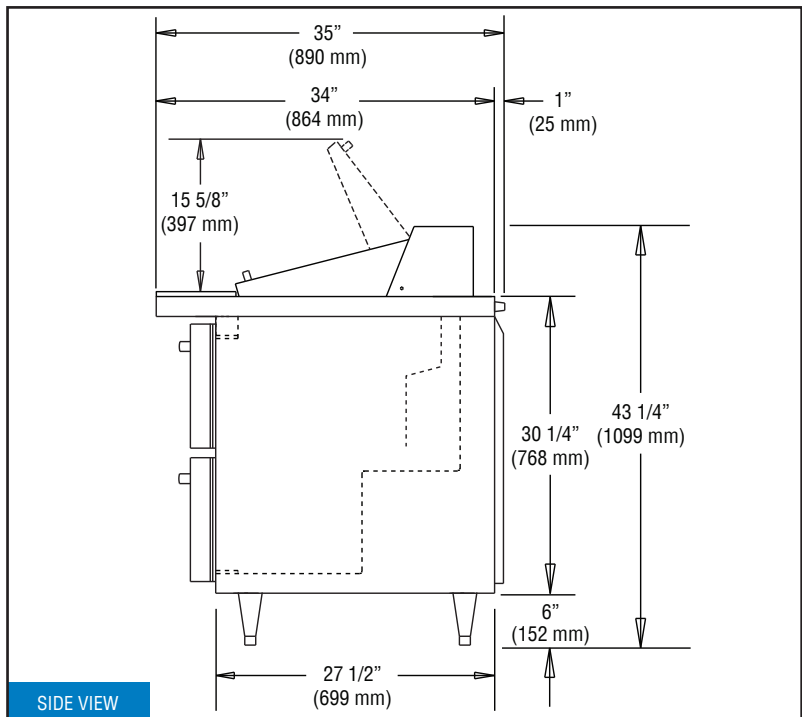
MADE IN THE U.S.A.

© Copyright 2020. Continental Refrigerator.  
A Division of National Refrigeration & Air Conditioning Products, Inc.

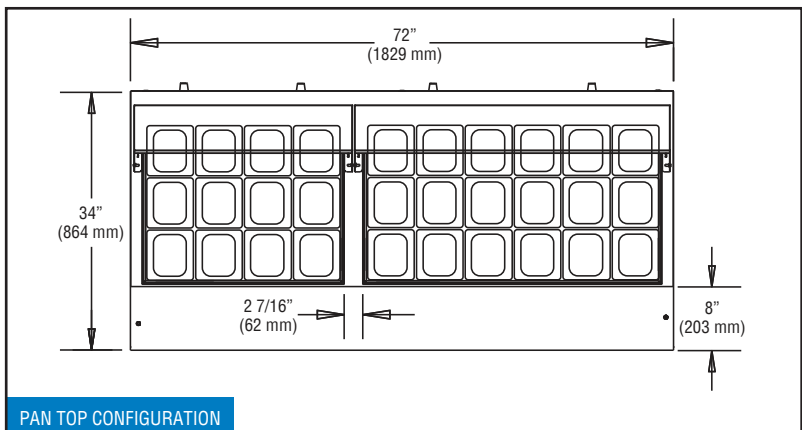
## Model Plan Views



FRONT VIEW



SIDE VIEW



PAN TOP CONFIGURATION