

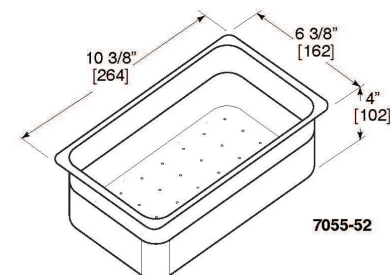


UNDERBAR ACCESSORIES **BLENDERS AND SINKS**



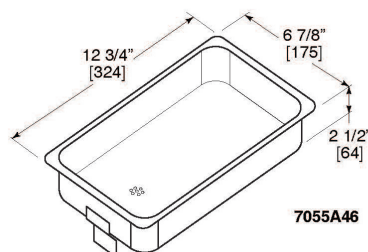
Wet Waste Box - Perforated

PART NO.	7055-52
APPLICATION	Perforated pan allows liquid to drain from wet waste into 12" and 14" stainless steel Blender Station Bowls. Not applicable on full size stainless steel sinks.
MATERIALS	1/4 size clear polycarbonate pan (2.7 quart) with 1/8" diameter holes in bottom.



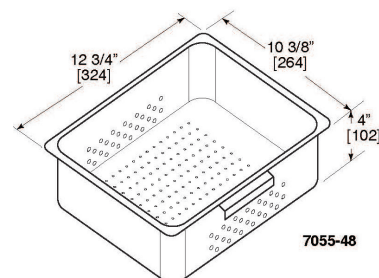
Wet Waste Box - With Drain Tube

PART NO.	7055A46
APPLICATION	TS Series: Drains into standpipe on three and four tank sinks. NOTE: Use on sinks bowls without faucet (faucet body interferes with Wet Waste Box). TSD Series: Drains into standpipe on one, two, three and four tank sinks.
MATERIALS	1/3 size stainless steel pan (2.25 quart) with integral strainer and 3/4" diameter x 2-3/8" long drain tube.



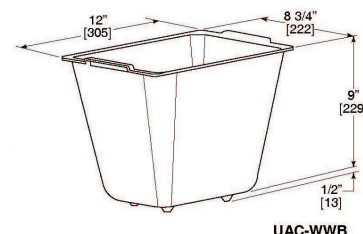
Wet Waste Box - Perforated

PART NO.	7055-48
APPLICATION	Perforated pan allows liquid to drain from wet waste into any sink with full size stainless steel bowl. Not applicable on 12" and 14" blenders.
MATERIALS	1/2 size stainless steel pan (7 quart) with 1/8" diameter holes in bottom and 1/4" diameter holes on two sides.



Wet Waste Box - Perforated (Universal)

PART NO.	UAC-WWB
APPLICATION	Perforated pan allows liquid to drain from wet waste into any sink with full size stainless steel bowl. Not applicable on 12" and 14" blenders.
MATERIALS	Black ABS (11 quart) with 3/16" diameter holes in bottom.





**UNDERBAR ACCESSORIES
BLENDERS AND SINKS**

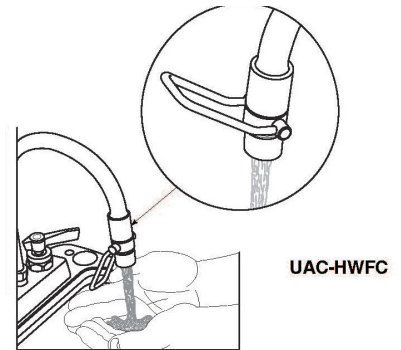
Electronic "Touch-Free" Faucet Adapter

PART NO.	UAC-EFA
APPLICATION	Converts most faucets into an automatic "Touch-Free" faucet. Simply remove the faucet aerator and install the adapter to end of spout with a simple screw-on installation.
FLOW RATE	2.2 GPM Aerator. Infrared sensor stops water flow automatically. 3-minute automatic time-out feature minimizes chance of overflow. Manual on/off over-ride button provides constant flow to fill sink or containers.
WATER TEMP.	Manually set the faucet handles to desired temperature.
POWER SUPPLY	(4) AAA Batteries (not included). Low battery indicator.
SENSOR RANGE	2"- 10" (5- 25cm) based on sink type and illumination.
WORKING PRESSURE	10-125 PSI



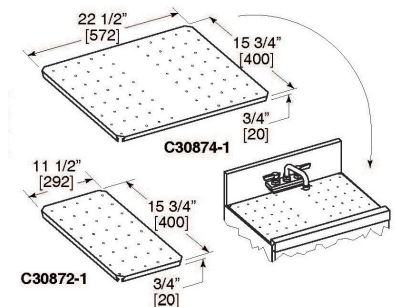
Automatic Faucet Controller

PART NO.	UAC-HWFC
APPLICATION	Converts any faucet to "Hands-Free". Simply remove the faucet aerator and install controller to end of spout (supplied with universal adapters).
FLOW RATE & WATER TEMP.	Manually set the faucet handles to desired water flow and temperature.
MATERIALS	Brass and stainless steel with an anti-microbial coated lever.
OPERATION	Automatic self-closing "Hands-Free" full on position.



Perforated Cover - Stainless Steel

PART NO.	APPLICATION
C30872-1	Converts complete bowl opening on TS12HS to a Drainboard.
C30874-1	Converts complete bowl opening on TS12HS to a Drainboard.



Drain Assemblies - PVC

PART NO.	APPLICATION
202PVC	Sinks with three stainless steel bowls (ex. TS33C).
26482PVC	Sinks with three stainless steel bowls (ex. TS33C).
26843PVC	Sinks with four stainless steel bowls (ex. TS44C).

