

CLBM-49R
Reach-In Refrigerator
Self-Contained Solid Doors



This unit is listed to the applicable UL, CSA and NSF Standards by an approved NRTL. Consult the factory or unit's data plate for approval information.

STANDARD PRODUCT FEATURES

- Stainless Steel Door(s) & Louver
- Anodized Aluminum Sides & Interior
- Positive Seal Self-Closing Door with Stay Open Feature at 110°
- LED Display Control for Accuracy and Easy Monitoring
- Capillary Tube Metering Device
- Three (3) Adjustable, Heavy Duty Epoxy Coated Shelves Per Section
- Set of Four (4) 4" High Casters with Locks Standard on Front Casters
- Gasket-Protecting Retainer
- Bottom-Mounted Refrigeration System
- High-Density, Non-CFC Foamed in Place Polyurethane Insulation
- Easily Accessible Condenser Coil for Cleaning
- Ergonomically Friendly Lower Shelf
- Storage on Top of Cabinet
- 3 Year Parts & Labor Warranty, Additional 2 Years on Compressor Parts

ACCESSORIES & OPTIONS (Available at Extra Cost)

- + Additional Epoxy Coated Shelves on Pilasters
- + Additional Epoxy Coated Shelves on Pins
- + Set of Four (4) 6" High Legs
- + Set of Four (4) 6" High Casters
- + #1 or Universal Type Trayslides

AVAILABLE CONFIGURATIONS

MODELS

CLBM-49R-FS-LR
CLBM-49R-FS-LL
CLBM-49R-FS-RR

HINGING

Full Solid Doors, Left/Right
Full Solid Doors, Left/Left
Full Solid Doors, Right/Right

Half Solid Doors, Left/Right
Half Solid Doors, Left/Left
Half Solid Doors, Right/Right

| Model | Doors | Shelves | Dimensions L x D x H (in.) | Voltage | Amps | NEMA | Ship Wt. (lbs.) | Cu. Ft. |
|----------|-------|---------|----------------------------|----------|------|---------|-----------------|---------|
| CLBM-49R | 2 | 6 | 53.75 x 33.5 x 78* | 115/60/1 | 6.7 | 5 - 15P | 790 | 43.88 |

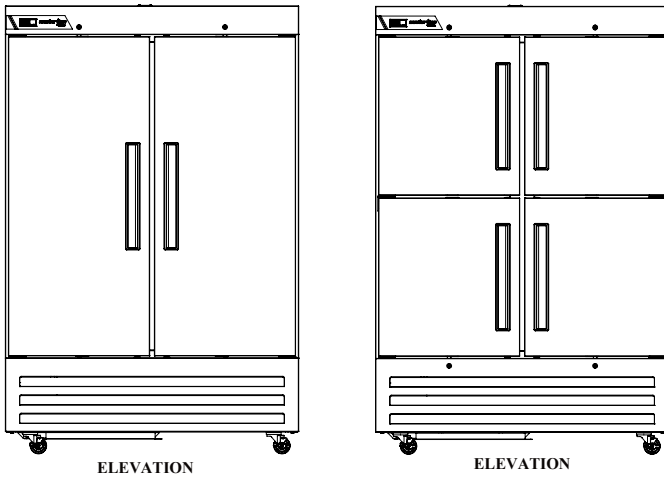
*Note: 78 in. height without casters

As continued product improvement is a policy of Traulsen, specifications are subject to change without notice.

Approved by _____ Date _____ Approved by _____ Date _____

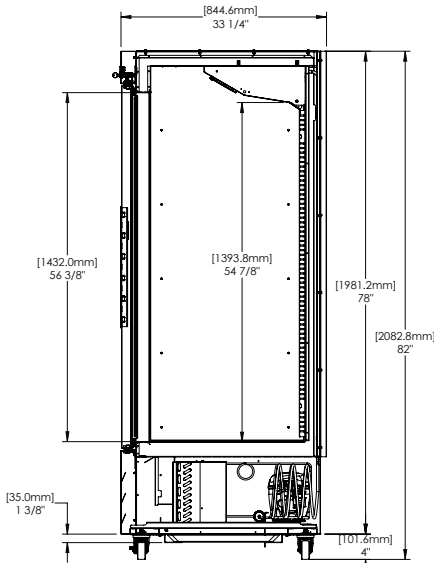
MODEL - CLBM-49R

Full Height & Half Height Solid Door Models

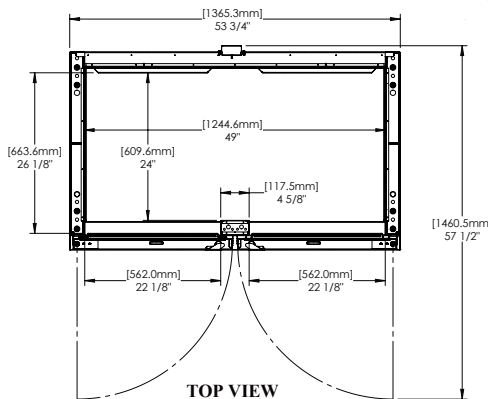


ELEVATION

ELEVATION



SIDE VIEW



TOP VIEW

SPECIFICATIONS

CONSTRUCTION, HARDWARE, INSULATION

Cabinet louver assembly and door(s) are constructed of stainless steel. Cabinet sides (including returns), front, interior and door liners are constructed of anodized aluminum. The exterior cabinet top, back and bottom are constructed of galvanized steel. A set of four (4) 4" high casters are included. Doors are equipped with a gasket protecting retainer and removable plug cylinder locks. Both the cabinet and door(s) are insulated with an average of 2-3/8" thick high density, non-CFC, foamed in place polyurethane insulation.

REFRIGERATION SYSTEM

A bottom mounted, self-contained, balanced refrigeration system using environmentally friendly, non-flammable R-450A refrigerant is conveniently located behind the one piece louver assembly. It features an easy to clean front facing condenser, capillary tube metering device, and an air-cooled hermetic compressor. A 9' cord and plug is provided. Standard operating temperature is 36°F to 41°F.

CONTROLLER

The easy to use electronic digital control is supplied standard. It includes a 3-Digit LED display, and a Fahrenheit or Celsius temperature scale display capability.

INTERIOR

Standard interior arrangements include three (3) epoxy coated wire shelves per section, mounted on pins. Recommended load limit per shelf should not exceed 150 lbs.

WARRANTY

Both a 3 Year Parts & Labor Warranty and additional 2 Years on Compressor Parts Warranty are supplied standard.

| MODELS | CLBM-49R |
|----------------------------|----------------|
| ELECTRICAL DATA | |
| Voltage | 115/60/1 |
| Full Load Amperes | 6.7 |
| REFRIGERATION DATA | |
| Refrigerant | R-450A |
| Refrigerant Charge oz. | 13.5 (383 gr) |
| BTU/HR ¹ H.P. | 3450 1/2 |
| SHIPPING DATA | |
| Depth Crated in. | 40 (101.6 cm) |
| Height Crated in. | 85 (215.9 cm) |
| Length Crated in. | 62 (157.5 cm) |
| Volume Crated cu. ft. | 122 (3454.7 l) |
| Net Weight lbs. | 525 (238.1 kg) |
| Gross Weight lbs. | 575 (260.8 kg) |

NOTES:

1. BTU/HR based on a 90°F ambient and 20°F evaporator

Equipped with one NEMA 5-15P Plug



CAD and/or Revit Files Available