

Project	Quantity	Item #
Model Specified:		CSI Section 11400

Glycol Pizza/Salad/Sandwich Prep Tables Self-Contained



Model TB091SL2S
(2 row model shown with optional overshelf
standard cutting board not shown)



46", 60", 65", 71", 91" & 113" Wide Models

Glycol 2 Row Pan Rail Models

46" Long Model for 12 x 1/6 Pans	TB046SL2S
60" Long Model for 16 x 1/6 Pans	TB060SL2S
65" Long Model for 18 x 1/6 Pans	TB065SL2S
71" Long Model for 20 x 1/6 Pans	TB071SL2S
91" Long Model for 26 x 1/6 Pans	TB091SL2S
113" Long Model for 32 x 1/6 Pans	TB113SL2S

Glycol 3 Row Pan Rail Models

46" Long Model for 18 x 1/6 Pans	TB046SL3S
60" Long Model for 24 x 1/6 Pans	TB060SL3S
65" Long Model for 27 x 1/6 Pans	TB065SL3S
71" Long Model for 30 x 1/6 Pans	TB071SL3S
91" Long Model for 39 x 1/6 Pans	TB091SL3S

Glycol Full-Size Refrigeration Prep Tables are designed to provide consistent, uniform cooling to each individual pan to prevent food spoilage. This new system provides inclined walls for trouble-free reach to food pans while keeping the divider bars close to the food pans for efficient heat transfer. Our Glycol Pan Chilling System ensures condiments for salads, pizzas, and sandwiches always stay fresh without the need for fans, blower coils or other refrigeration enhancing components.

Standard Product Features

- Glycol System Exceeds NSF Requirements by Maintaining Food At Or Below 39° Using Specified 8" Deep Pans
- Stainless Steel Exterior & Interior Finish
- 115/60/1 Self-Contained System
- Horizontal Finned T6 Anodized Chiller Plates, Holds 1/3, 1/6, or 1/9 Size Pans Up To 8" Deep (pans supplied by others)
- General Fit 7.6" Chiller Bar Spacing
- Compressor Compartment Right Side
- Stainless Steel Lift-Off Night Cover
- Sloped Rail
- 14" White Poly Cutting Board (2 row pan rail models)
- 8" White Poly Cutting Board (3 row pan rail models)
- 20" Stainless Steel Door(s), Left or Right Hinge Option
- Self-Closing Door(s) with Stay Open Feature
- Metal Door Handle with Gasket Guard
- Magnetic Snap-In Door Gasket(s)
- Two (2) Shelves Per Door, On Pilasters
- Expansion Tank
- Heat Exchanger and Pump Closely Located From And In Communication With Refrigeration Controls
- Thermostatic Expansion Valve Metering Device
- 6" Casters
- 9' Cord & Plug Attached
- Three Year Service Labor & 5 Year Compressor Warranty

Options & Accessories

- Stainless Steel Finished Back
- Stainless Steel Single or Double Overshelf
- Tray Slides
- Hinged Night Cover
- 2-Drawer Module In Lieu of One Or More Doors (6" deep pans)
- 3-Drawer Module In Lieu of One Or More Doors (4" deep pans)
- Full length Removable Composite Cutting Board
- 4" Casters
- 6" Legs
- 10" or 14" White Poly Cutting Board Extension (3 row models)
- Remote Glycol Refrigeration Application (hard wired, no power cord attached)



Intertek



This unit is listed to UL 471, CSA 120 and NSF 7 by an approved NRTL. Consult the factory or unit data plate for approval information.



Approval: _____



TRAUlsen
4401 BLUE MOUND RD.
PHONE 1 (800) 825-8220
Website: www.traulsen.com

FT. WORTH, TX 76106
FAX-MKTG. 1 (817) 624-4302

Project

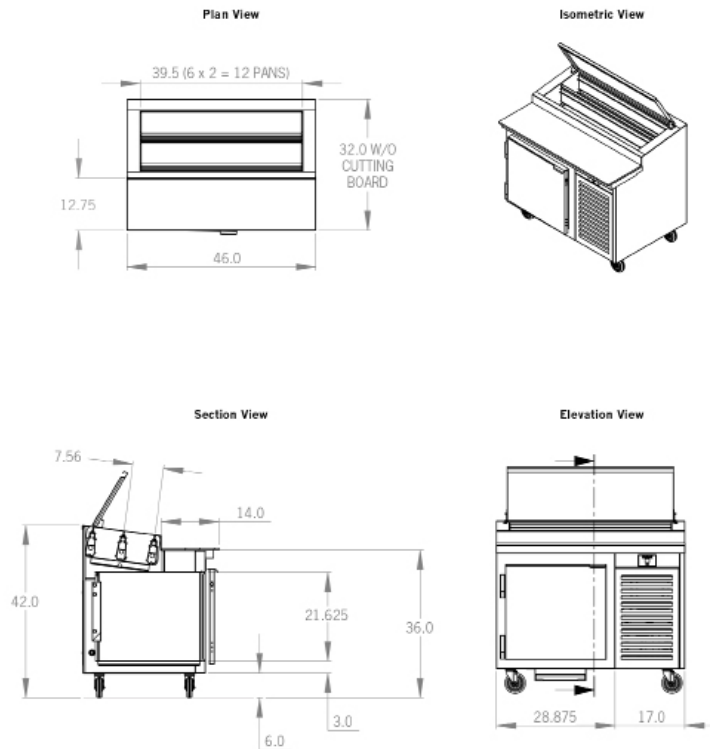
Quantity

Item #

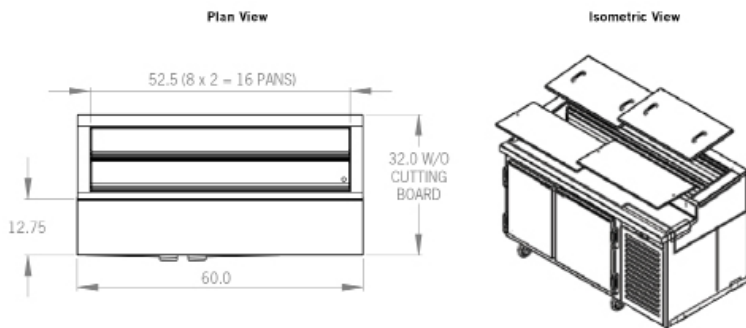
Model Specified:

CSI Section 11400

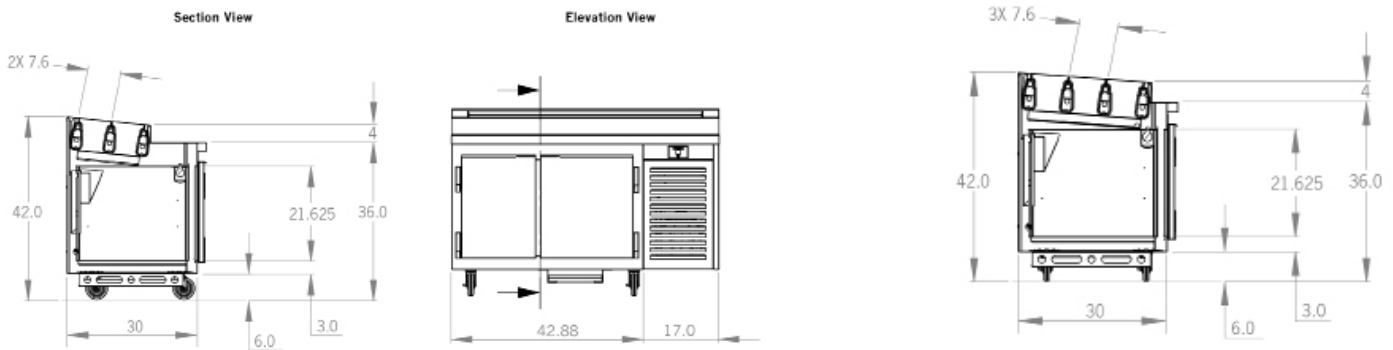
TB046SL2S 2 Pan Rail Model



TB060SL2S 2 Pan Rail Model



3 Pan Rail Model-Section



TRAULSEN
4401 BLUE MOUND RD.
PHONE 1 (800) 825-8220
Website: www.traulsen.com

FT. WORTH, TX 76106
FAX-MKTG. 1 (817) 624-4302



Project

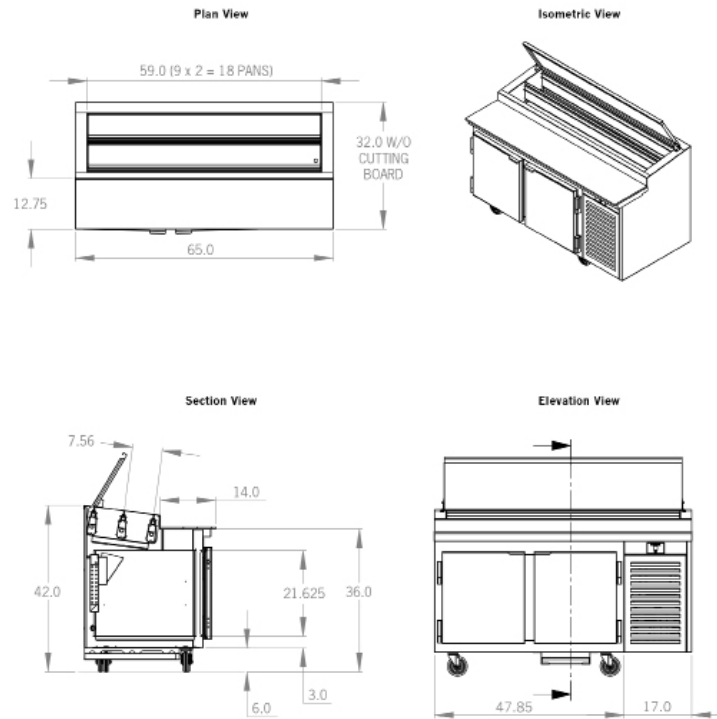
Quantity

Item #

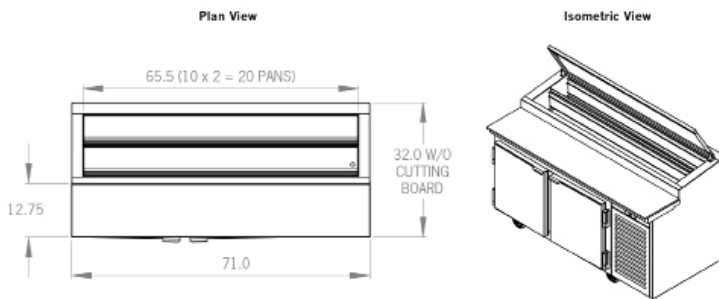
Model Specified:

CSI Section 11400

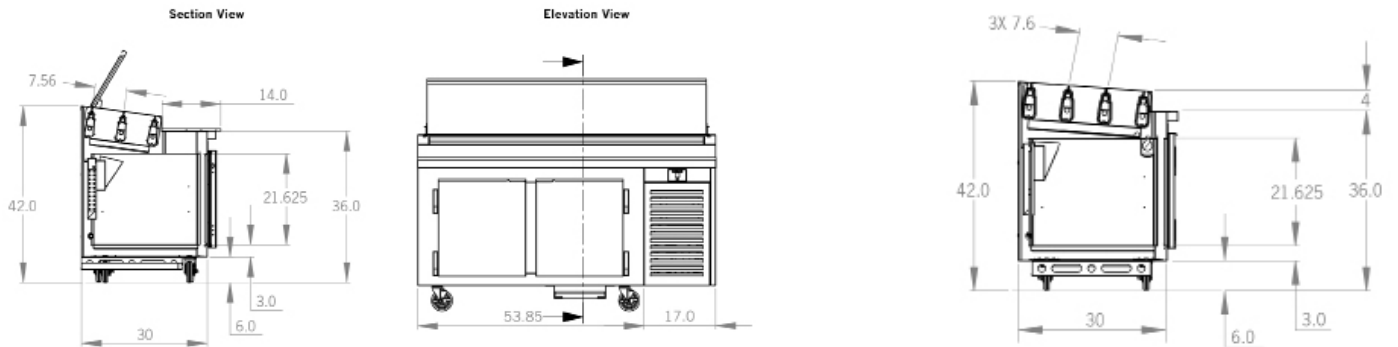
TB065SL2S 2 Pan Rail Model



TB071SL2S 2 Pan Rail Model



3 Pan Rail Model-Section View



TRAULSEN
4401 BLUE MOUND RD.
PHONE 1 (800) 825-8220
Website: www.traulsen.com

FT. WORTH, TX 76106
FAX-MKTG. 1 (817) 624-4302

Project

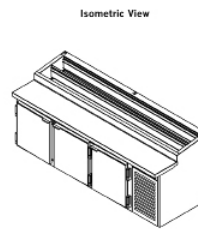
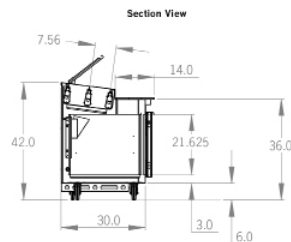
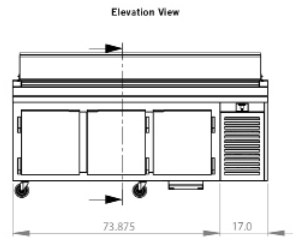
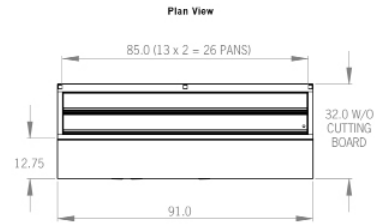
Quantity

Item #

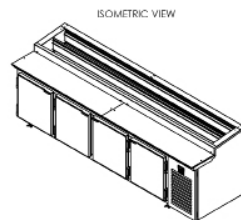
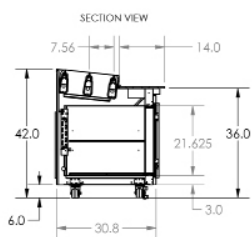
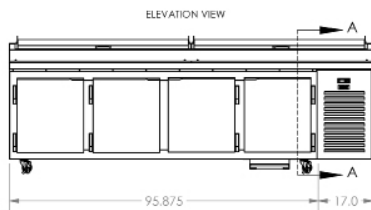
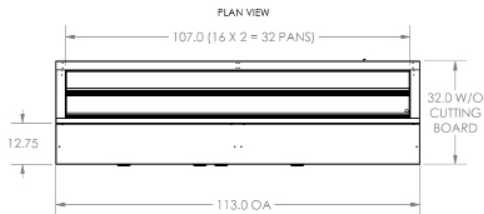
Model Specified:

CSI Section 11400

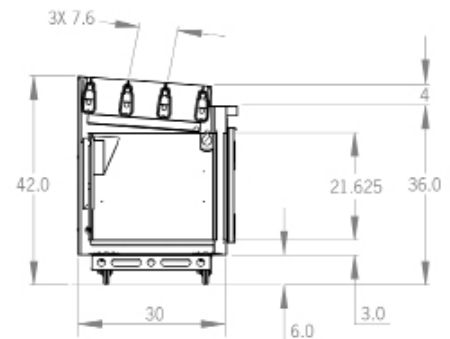
TB091SL2S 2 Pan Rail Model



TB113SL2S 2 Pan Rail Model



3 Pan Rail Model-Section



TRAUlsen
4401 BLUE MOUND RD.
PHONE 1 (800) 825-8220
Website: www.traulsen.com

FT. WORTH, TX 76106
FAX-MKTG. 1 (817) 624-4302



Project	Quantity	Item #
Model Specified:		CSI Section 11400

Specifications

TOP

Heavy-duty stainless steel, 4 inch high raised rail, slightly sloped to front with a glycol pan chiller system. T6 anodized horizontal chiller plates to accommodate 1/3", 1/6" and 1/9" pans. All heavy duty stainless steel construction with Lift-off night cover. Comes standard with white polyethylene cutting board.

BODY

Base exterior front and sides are stainless steel. Back is galvanized steel and bottom is galvanized steel. Interior has coved corners. Two powder coated (gray), wire shelves are provided for each door section. Casters are provided. Doors are standard with foam insulated stainless steel, self-closing hinges and snap-in magnetic gaskets.

INSULATION

Nominal two (2) inch thick foamed-in-place polyurethane.

REFRIGERATION

All necessary controls and components are included in Self-contained models. Refrigeration includes condensing unit, expansion tank, heat exchanger and pump closely located from and in communication with the refrigeration controls.

ELECTRICAL

Unit equipped with 115 volt single phase components. All hook-ups are at rear of unit.

WARRANTIES

Both a three year parts and labor warranty and a five year compressor warranty are provided standard.

2 Row Pan Rail Models

MODELS	L x D* x H (in.)	DOOR	1/6 PANS	AMPS	REFRIGERANT	NEMA PLUG	VOLTAGE	WEIGHT (lbs.)
TB046SL2S	46"x33 ¹ / ₂ "x42"	1	12	11.8	R-134a	5-15P	115/60/1	550
TB060SL2S	60"x33 ¹ / ₂ "x42"	2	16	12.1	R-404A	5-20P	115/60/1	625
TB065SL2S	65"x33 ¹ / ₂ "x42"	2	18	13.3	R-404A	5-20P	115/60/1	650
TB071SL2S	71"x33 ¹ / ₂ "x42"	2	20	13.3	R-404A	5-20P	115/60/1	750
TB091SL2S	91"x33 ¹ / ₂ "x42"	3	26	13.6	R-404A	5-20P	115/60/1	940
TB113SL2S	113"x33 ¹ / ₂ "x42"	4	32	18.0	R-404A	5-30P	115/60/1	1160

*Overall depth with standard 14" cutting board.

3 Row Pan Rail Models

MODELS	L x D* x H (in.)	DOOR	1/6 PANS	AMPS	REFRIGERANT	NEMA PLUG	VOLTAGE	WEIGHT (lbs.)
TB046SL3S	46"x35"x42"	1	18	11.8	R-404A	5-15P	115/60/1	550
TB060SL3S	60"x35"x42"	2	24	13.3	R-404A	5-20P	115/60/1	625
TB065SL3S	65"x35"x42"	2	27	13.3	R-404A	5-20P	115/60/1	650
TB071SL3S	71"x35"x42"	2	30	13.3	R-404A	5-20P	115/60/1	750
TB091SL3S	91"x35"x42"	3	39	17.7	R-404A	5-30P	115/60/1	940

*Overall depth with standard 8" cutting board. Optional 10" cutting board = 37" overall depth and optional 14" cutting board = 41" overall depth.

Recommended Pan Brands For Standard Pan Chiller Fit and Spacing

Brand	Item Description
Cambro	Polypropylene
Cambro	Polycarbonate
Carlisle	Polycarbonate
Carlisle	Stainless Steel
Sysco/Vollrath	SPI
Sysco/Vollrath	SPIII
Rubbermaid	Polycarbonate
JR	S/S
Crestware	S/S

NOTE:

· When ordering please specify: voltage, hinging and optional accessories.

· This unit may be manufactured in other electrical characteristics and may have additional regulatory agency approvals. Consult factory for other electrical characteristics and agency approvals based on specific electrical and country requirements. (For exact electrical information and approval marks, always refer to the data label of the unit.)

· Continued product development may necessitate specification changes without notice.

Part No. TR36004 (REV. 05-21-18)



TRAUlsen
 4401 BLUE MOUND RD.
 PHONE 1 (800) 825-8220
 Website: www.traulsen.com

FT. WORTH, TX 76106
 FAX-MKTG. 1 (817) 624-4302